



BRITISH COLUMBIA

Ministry of Finance

2023 PROPERTY TAX NOTICE

issued under the Taxation (Rural Area) Act

DUE DATE: July 4, 2023

eTaxBC Enrolment Code:

May 12, 2023

Jurisdiction:	
Roll Number	
Folio Number	
Account Number	
Letter Id:	
Property Address:	GIBSONS BC V0N 1V5
PID:	
Legal Description	

TO AVOID LATE PAYMENT PENALTIES, claim your 2023 Home Owner Grant by July 4, 2023
 Apply online at gov.bc.ca/homeownergrant or by phone, toll free 1-888-356-2700

	Class	Land Value	Improvements	Rate	No Grant A	Reg Grant B	Add'l Grant C
Provincial Services							
School	01	717,000	109,000	1.07450	887.54	887.54	887.54
Less: Home Owner Grant					0.00	(770.00)	(887.54)
Net School					887.54	117.54	0.00
Provincial Rural Tax	01	717,000	109,000	0.34000	280.84	280.84	280.84
Police Tax	01	717,000	109,000	0.08580	70.87	70.87	70.87
Local Services							
E SUNSHINE COAST	01	717,000	109,000	1.15688	955.58	955.58	955.58
COMMUNITY REC SRVA#17 (I)	01		109,000	0.99827	108.81	108.81	108.81
Gibsons/W Howe Snd Fire LSA#7	01	717,000	109,000	0.27362	226.01	226.01	226.01
SUNSHINE COAST HOSPITAL	01	717,000	109,000	0.06631	54.77	54.77	54.77
BC ASSESSMENT	01	717,000	109,000	0.03360	27.75	27.75	27.75
MUNICIPAL FINANCE AUTHORITY	01	717,000	109,000	0.00020	0.17	0.17	0.17
Parcel Tax							
Community Recreation SRVA#17					121.58	121.58	121.58
Sunshine Coast Reg Water Auth					412.63	412.63	412.63
Residual Home Owner Grant					0.00	0.00	(157.46)
TOTAL 2023 PROPERTY TAXES					3,146.55	2,376.55	2,101.55
Payments/Credits Applied					(1,535.24)	(1,535.24)	(1,535.24)
BALANCE					1,611.31	841.31	566.31

*Fun with
Property
Taxes!*



Sunshine Coast Regional District

1975 Field Road
Sechelt, BC V7Z 0A8

(604) 885-6800
www.scrd.ca

Annual Utility Statement

1227

ACCT NUMBER:

BILLING PERIOD: Jan 1, 2023

ACCESS CODE:

TO: Dec 31, 2023

DUE DATE: Jun 15, 2023

BILLING DATE: Apr 30, 2023



NAME:
FOR SERVICE AT:
ACCOUNT TYPE:
CUSTOMER NOTE:

1REF
FOLIO:

DATE	DESCRIPTION	AMOUNT
	PREVIOUS BILL AMOUNT	718.60
Jun 10, 2022	394751;CIBC	-718.60
Apr 30, 2023	CURBSIDE COLLECTION SFD	201.26
Apr 30, 2023	WATER REGIONAL SFD	651.49
	AMOUNT NOW DUE:	852.75

Register at www.scrd.ca/myscrd to view account information, pay online by credit card and choose to receive future bills by email.
For additional payment methods please see the reverse side of this invoice.

User Fees paid per Property cover Operating Costs (not capital)

- Curbside garbage collection (does not include recycling, landfill)
- Water Service (operating costs, e.g. water staff, water treatment plant)*

* Currently a flat rate. Volumetric billing to come.

AD VALORUM TAXES (calculated according to assessment)

Set by the Province

Set by the Regional District

	Class	Land Value	Improvements	Rate	No Grant A
Provincial Services					
* School	01	717,000	109,000	1.07450	887.54
Less: Home Owner Grant					0.00
Net School					887.54
* Provincial Rural Tax	01	717,000	109,000	0.34000	280.84
* Police Tax	01	717,000	109,000	0.08580	70.87
Local Services					
* E SUNSHINE COAST	01	717,000	109,000	1.15688	955.58
* COMMUNITY REC SRVA#17 (I)	01		109,000	0.99827	108.81
* Gibsons/W Howe Snd Fire LSA#7	01	717,000	109,000	0.27362	226.01
* SUNSHINE COAST HOSPITAL	01	717,000	109,000	0.06631	54.77
* BC ASSESSMENT	01	717,000	109,000	0.03360	27.75
* MUNICIPAL FINANCE AUTHORITY	01	717,000	109,000	0.00020	0.17

PARCEL TAXES (flat fee per property)

Set by the Regional District

Parcel Tax	
Community Recreation SRVA#17	121.58
Sunshine Coast Reg Water Auth	412.63
Residual Home Owner Grant	0.00
TOTAL 2023 PROPERTY TAXES	3,146.55

Don't forget to set up a monthly installment plan with the Province!

Precise Tax Rates for Area E

2023 Ad Valorem Tax Rates (per \$100,000 in Assessed Value)		
General Government		
General Government Administration	\$	7.23
Grant in Aid - Area E	\$	1.65
Grant in Aid - Areas E & F	\$	0.12
Grant in Aid - Community Schools	\$	0.05
Grant in Aid - Greater Gibsons	\$	0.26
UBCM/Elections	\$	1.47
Regional Sustainability	\$	0.72
Feasibility Studies - Regional	\$	(0.19)
Protective Services		
Bylaw Enforcement	\$	3.42
Gibsons & District Fire Protection ^D	\$	26.01
911 Emergency Telephone	\$	1.87
SCEP	\$	2.08
Animal Control	\$	0.55
Transportation Services		
Transit	\$	17.39
Regional Street Lighting	\$	0.33
Veterans Street Lighting ^D	\$	0.36
Woodcreek Street Lighting ^D	\$	3.80
Fircrest Street Lighting ^D	\$	1.90
Sunnyside Street Lighting ^D	\$	4.20
Ports	\$	8.35

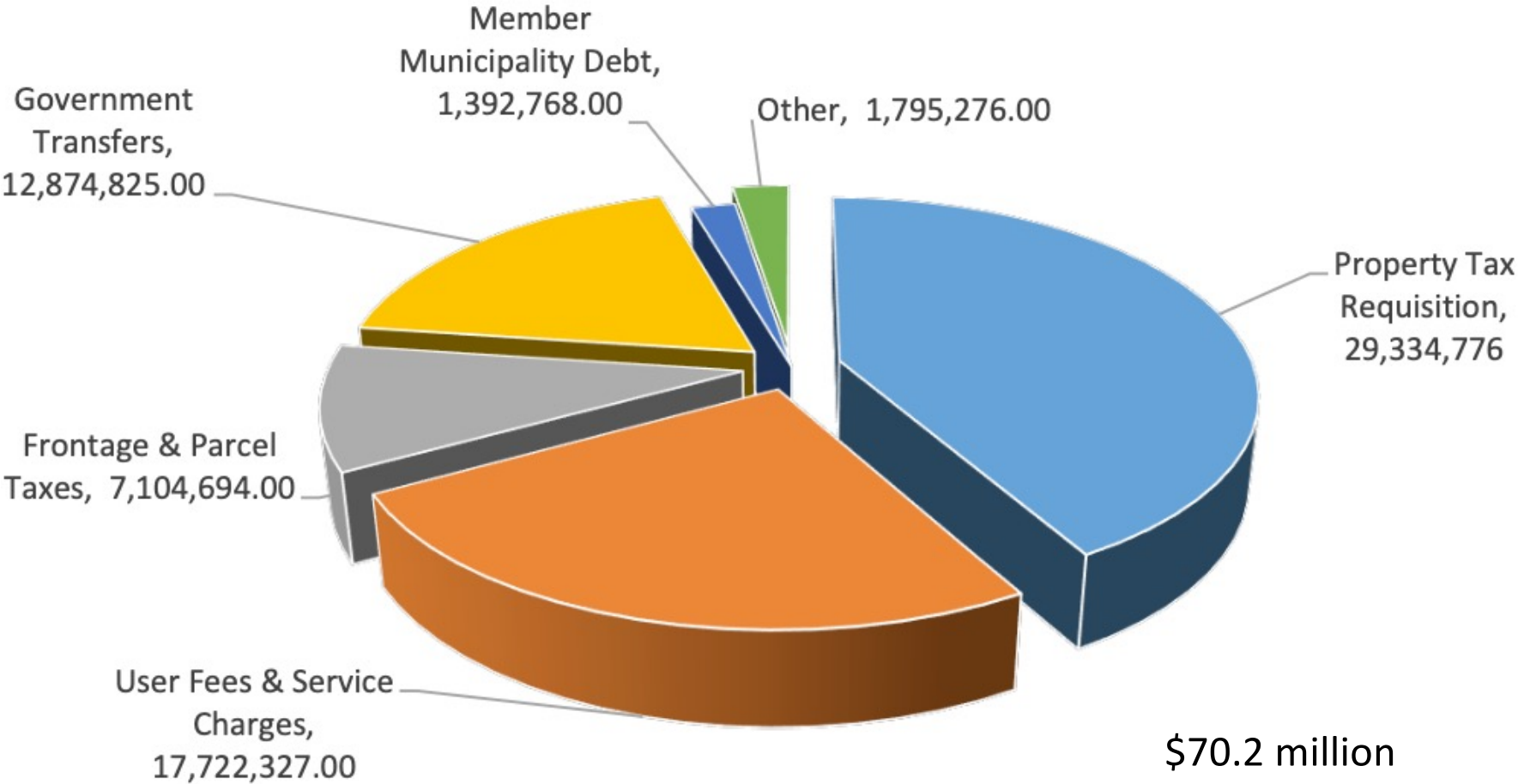
Environmental Services		
Solid Waste	\$	21.13
Health Services		
Cemetery	\$	0.60
Planning & Development Services		
Regional Planning	\$	0.90
Rural Planning	\$	10.39
Heritage Conservation	\$	-
Building Inspection	\$	0.06
Economic Development - Area E	\$	0.44
Hillside	\$	-
Recreation & Cultural Services		
Community Recreation Facilities ^I	\$	94.90
Joint Use - School Facilities	\$	0.32
Gibsons Library	\$	11.41
Museum Service	\$	0.75
Community Parks	\$	18.94
Bicycle & Walking Paths ^I	\$	1.81
Recreation Programs	\$	0.86
Dakota Ridge	\$	0.90

^D Only defined portion of area participates
^I Rate is applicable on assessed improvements only

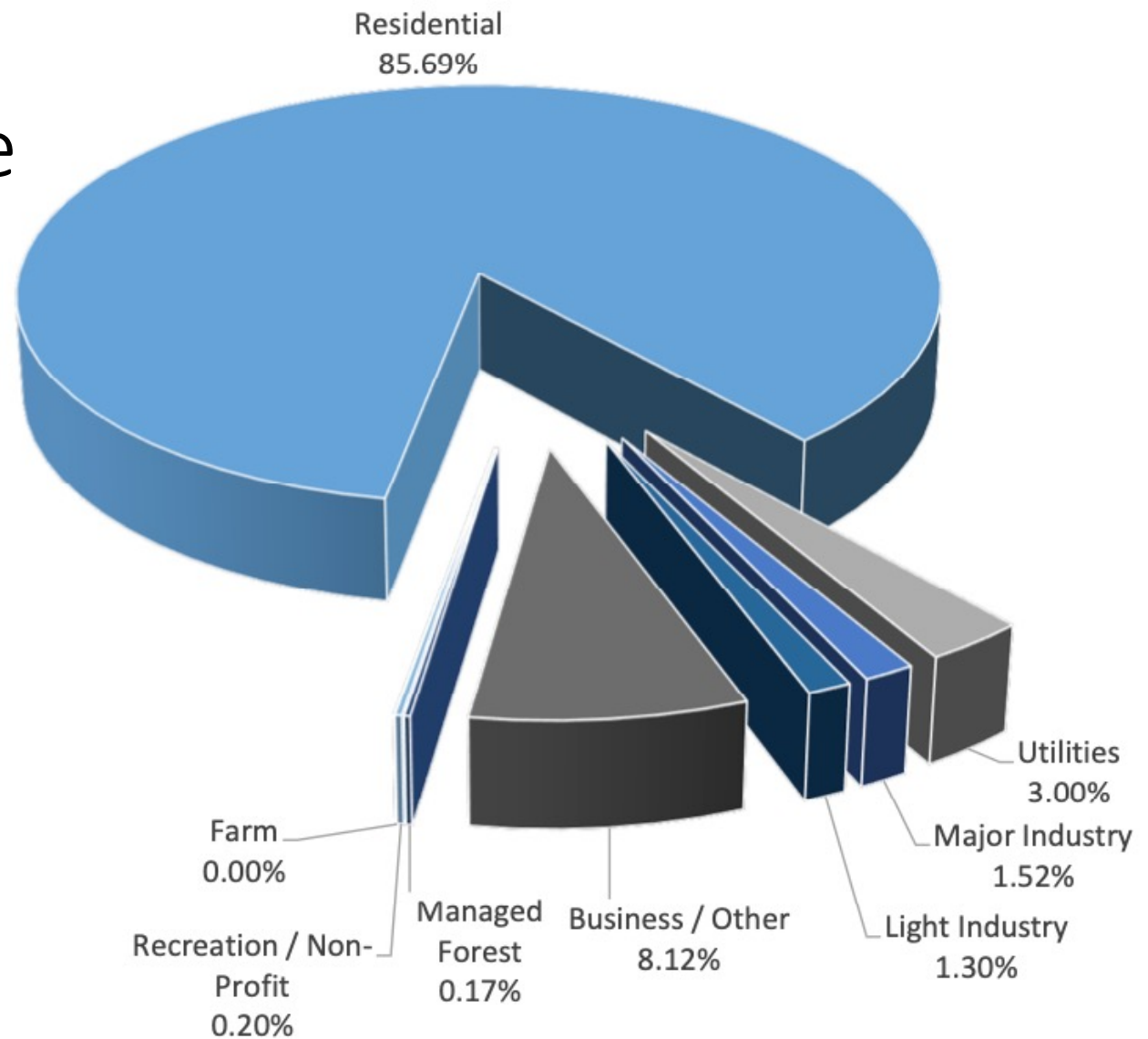


This is where
all the details
can be found...

SCRD Sources of Revenue


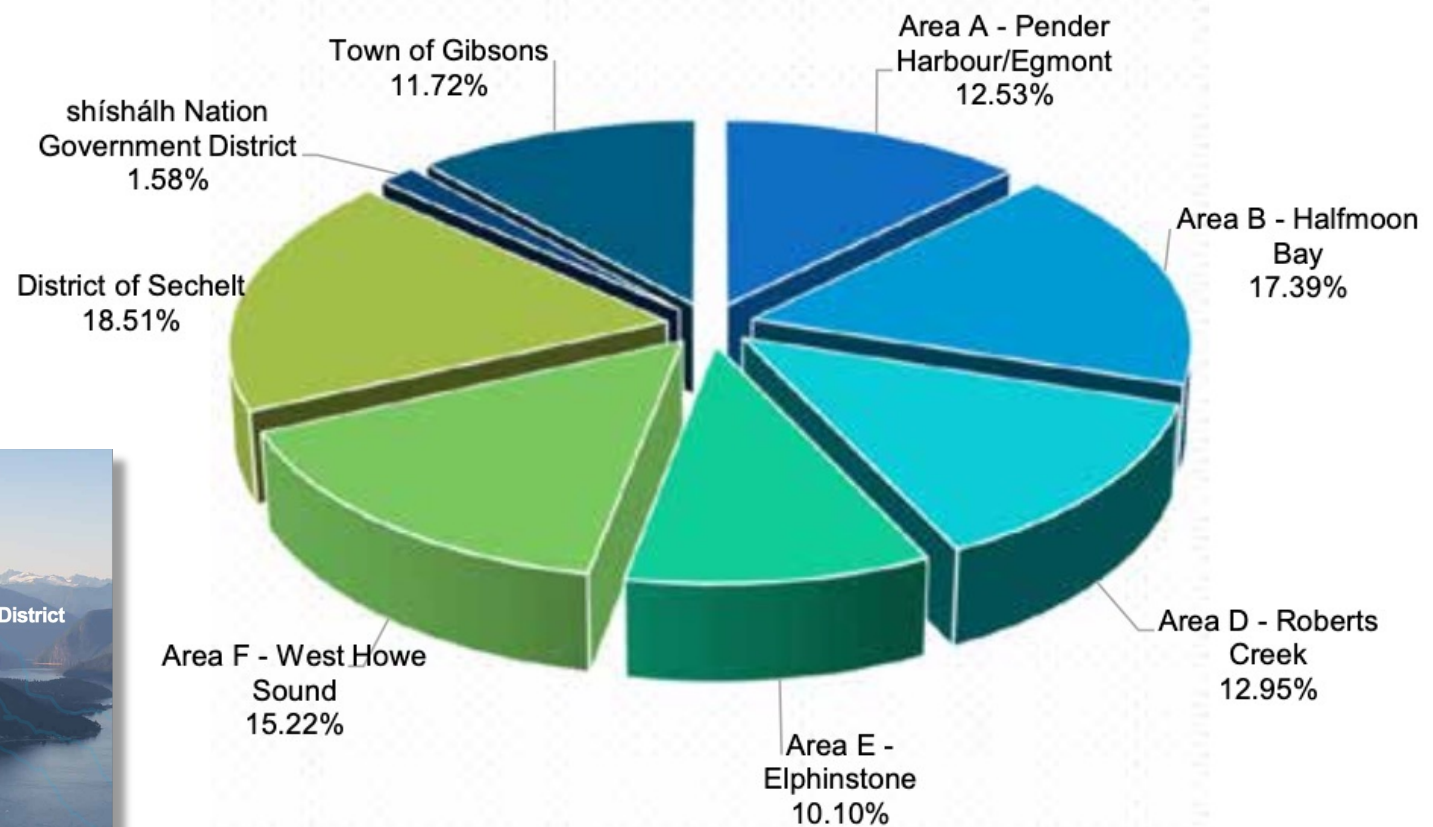


And who
pays those
taxes?



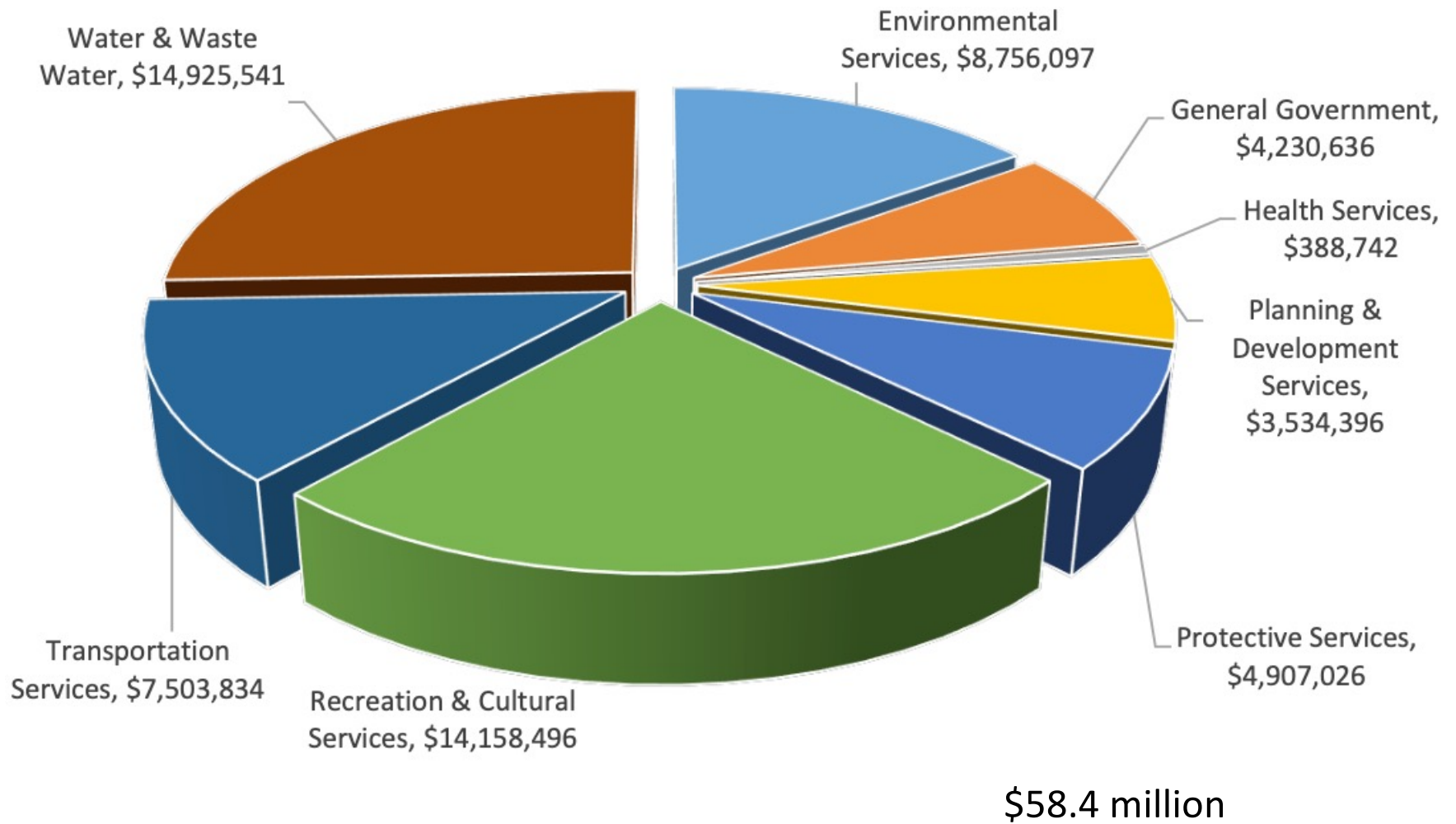
Total SCRD

Taxes by Area - 2022

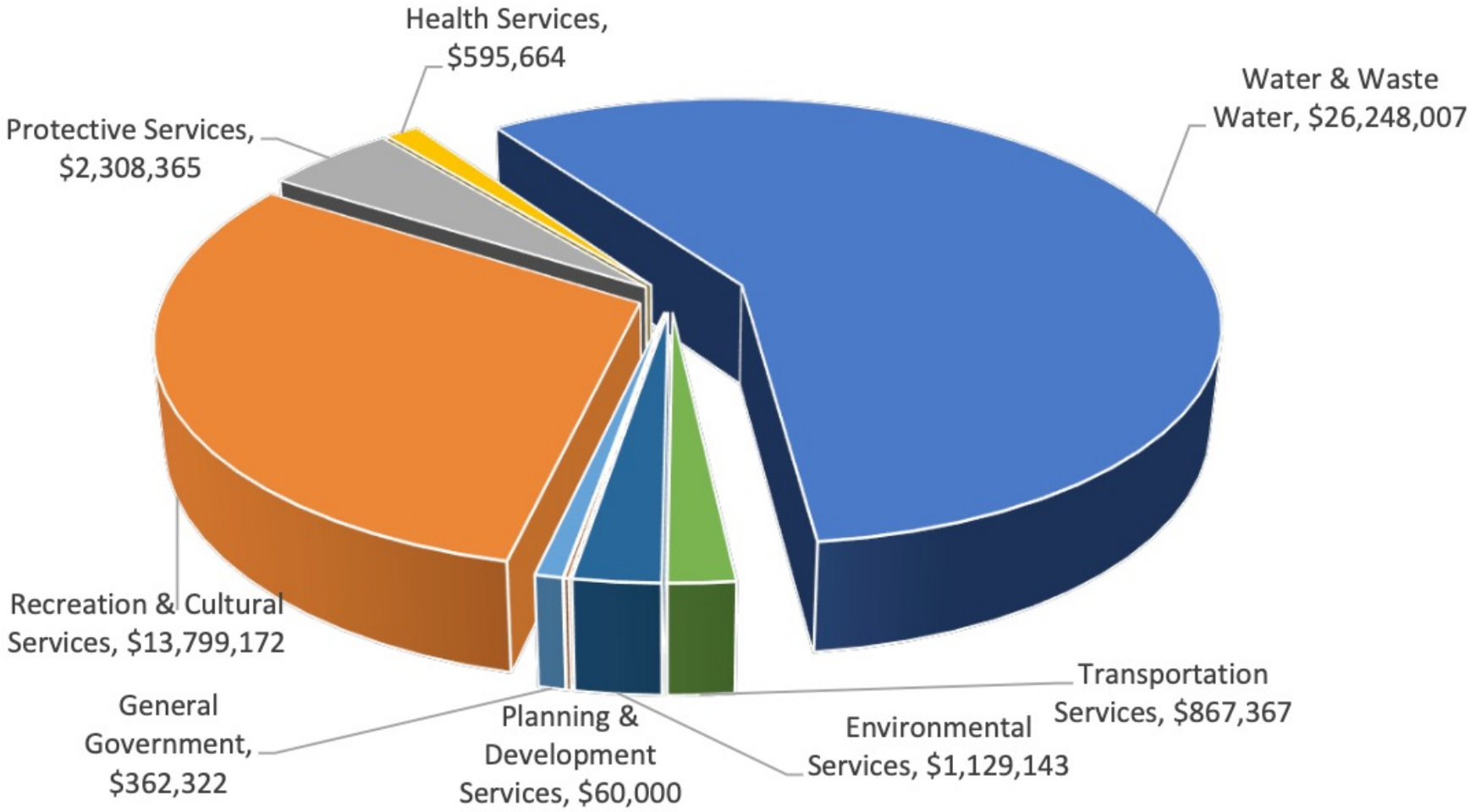


Area E is the most populous Area, but our tax base is 97.56% residential so we contribute the smallest slice of the tax pie.

SCRD Operating Expenses



SCRD Capital Expenses



\$45.3 million

Human Resources

SCRD - Human Resources 2023

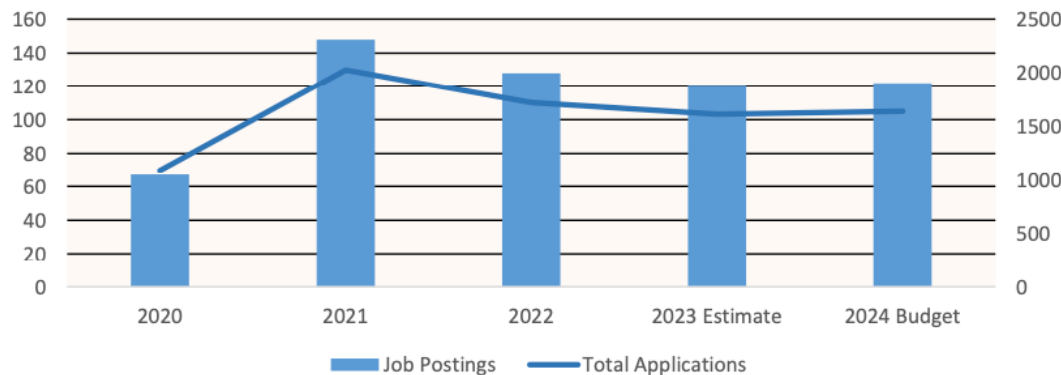
(Full Time Equivalents)

Office of the CAO and HR	7.87
Administration and Legislative Services Senior Management, Corporate	9.55
Corporate Services includes Finance, IT, Purchasing	27.41
Infrastructure Services Solid Waste, Water, Sewer Utilities	61.78
Planning & Development (Includes Fire Depts) Includes Emergency & Fire Departments	33.27
Community Services Transit, Parks, Recreation, Ports, Facilities	103.68
Total	243.56

SCRD Human Resources 2023

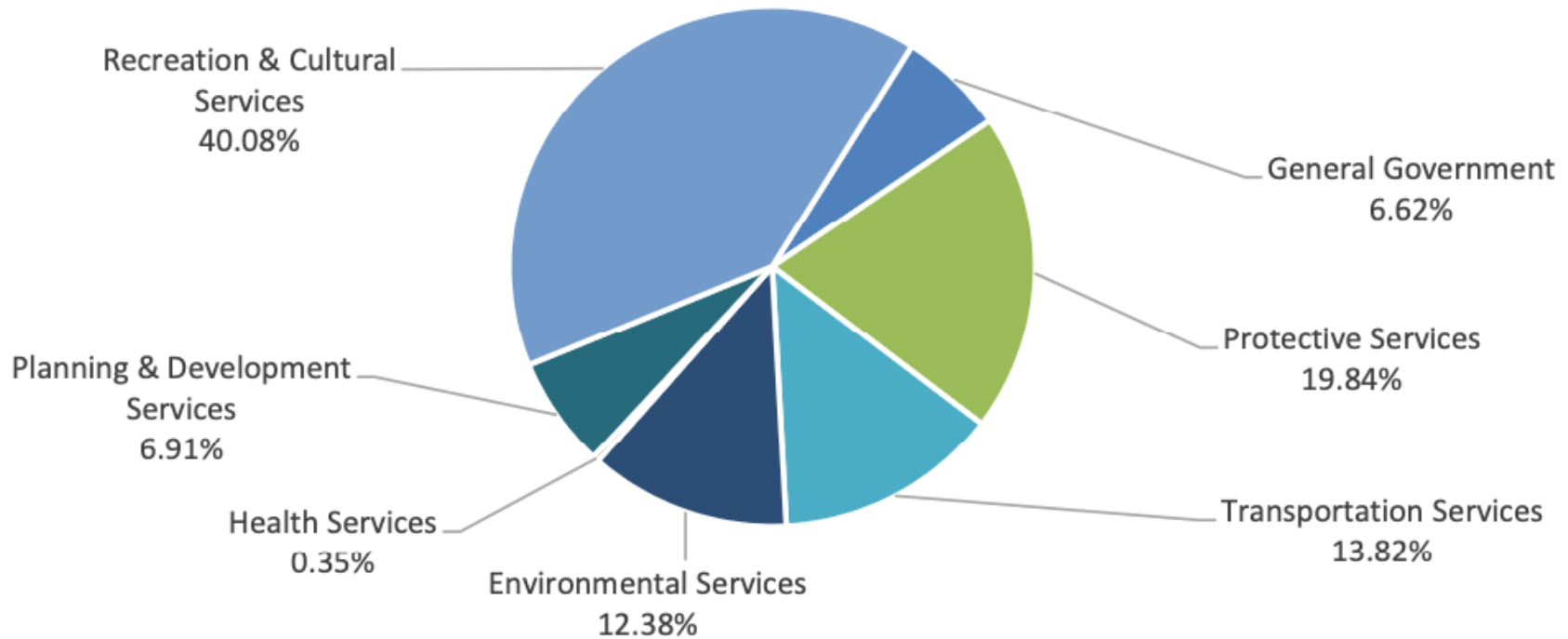


Job Posting and Total Applications



Area E Tax Breakdown

Where Do Your Tax Dollars Go?



SUNSHINE COAST REGIONAL DISTRICT
2023 PARTICIPATING AREA SERVICE LISTING GRID AND FUND STRUCTURE

Function #	Service Name	Revenue Source	A	B	B Islands	D	E	F	F Islands	DOS	sNGD	TOG
General Fund												
110	General Administrative & Legislative Services	PT, AS, FO	X	X	X	X	X	X	X	X	X	X
121	Grants in Aid - Area A Only	PT	X									
122	Grants in Aid - Area B Only	PT		X	X							
123	Grants in Aid - Areas E & F Only	PT					X	X	X			
125	Grants in Aid - A, B, D, E, F, DoS, ToG	PT	X	X	X	X	X	X	X	X		X
126	Greater Gibsons Community Participation	PT						X	X			
127	Grants in Aid - Area D Only	PT				X						
128	Grants in Aid - Area E Only	PT					X					
129	Grants in Aid - Area F Only	PT						X	X			
130	UBCM/Elections Electoral Area Services	PT	X	X	X	X	X	X	X			
136	Regional Sustainability Services	PT	X	X	X	X	X	X	X	X	X	X
150	Feasibility - Regional	PT	X	X	X	X	X	X	X	X	X	X
152	Feasibility - Area B	PT	X	X	X							
153	Feasibility - Area D	PT				X						
200	Bylaw Enforcement	PT	X	X	X	X	X	X	X		X	
204	Halfmoon Bay Smoke Control	PT		X	X							
206	Robert Creek Smoke Control	PT				X						D
210	Gibsons & District Fire Protection	PT					D	D				
212	Roberts Creek Fire Protection	PT				D						
216	Halfmoon Bay Fire Protection	PT		D								
218	Egmont Fire Protection	PT	D									
220	Emergency Telephone - 911	PT	X	X	X	X	X	X	X	X	X	X
222	Sunshine Coast Emergency Planning	PT	X	X	X	X	X	X	X	X	X	X
290	Animal Control	PT, FO		X	X	X	X	X			X	
291	Keats Island Dog Control	PT						D				
310	Public Transit	PT, FO		X	X	X	X	X	X	X	X	X
312	Fleet Maintenance Facility	SP										
320	Regional Street Lighting	PT	X	X	X	X	X	X	X			
322	Langdale Street Lighting	PT						D				
324	Granhams Street Lighting	PT						D				
326	Veterans Street Lighting	PT					D					
328	Spruce Street Lighting	PT				D						
330	Woodcreek Street Lighting	PT				D						
332	Firecrest Street Lighting	PT				D						
334	Hydaway Street Lighting	PT		D								
336	Sunnyside Street Lighting	PT				D						
340	Burns Road Street Lighting	PT						D				
342	Stewart Road Street Lighting	PT						D				
345	Ports Services	PT, FO		X	X	X	X	X	X			
346	Langdale Deck	PT						X				
350	Regional Solid Waste	PT, FO	X	X	X	X	X	X	X	X	X	X
355	Refuse Collection	FO	D	D	D	D	D	D	D			
400	Cemetery	PT, FO	X	X	X	X	X	X	X	X	X	X
410	Pender Harbour Health Clinic	PT	X									
500	Regional Planning	PT, FO	X	X	X	X	X	X	X	X	X	X
504	Rural Planning Services	PT, FO	X	X	X	X	X	X	X	X	X	X
510	Civic Addressing	PT, FO	X	X	X	X	X	X	X	X	X	X
515	Heritage Conservation	PT	X	X	X	X	X	X	X			
520	Building Inspection Services	PT, FO	X	X	X	X	X	X	X		X	
531	Economic Development - Area A	PT	X									
532	Economic Development - Area B	PT		X	X							
533	Economic Development - Area D	PT				X						
534	Economic Development - Area E	PT					X					
535	Economic Development - Area F	PT						X	X			
540	Hillside Development Project	PT, FO	X	X	X	X	X	X	X	X	X	X
615	Community Recreation Facilities	PT, PF, FO	X	X	X	X	X	X	X	X	X	X
625	Pender Harbour Pool	PT, PF, FO	D									
630	School Facilities - Joint Use	PT	X	X	X	X	X	X	X	X		X
640	Gibsons & Area Library	PT						X	X			X
643	Egmont/Pender Harbour Library Service	PT	X									
645	Halfmoon Bay Library Service	PT		X								
646	Roberts Creek Library Service	PT				X						
648	Museum Service	PT	X	X	X	X	X	X	X	X	X	X
650	Community Parks	PT, FO	X	X	X	X	X	X	X			
665	Bicycle & Walking Paths	PT		X	X	X	X	X				
667	Area A Bicycle & Walking Paths	PT	X									
670	Regional Recreation Programs	PT, FO	X	X	X	X	X	X		X	X	X
680	Dakota Ridge Recreation Service Area	PT, FO	X	X	X	X	X	X	X	X	X	X

Function #	Service Name	Revenue Source	Participation									
			A	B	B Islands	D	E	F	F Islands	DOS	sNGD	TOG
Water Fund												
365	North Pender Harbour Water Service	PF, FO	D									D
366	South Pender Harbour Water Service	PF, FO	D									
370	Regional Water Service	PF, FO	D	D		D	D	D	D	D		
Sewer Fund												
381	Groaves Rd Waste Water Plant	PF, FO	D									
382	Woodcreek Waste Water Plant	PF, FO					D					
383	Sunnyside Waste Water Plant	PF, FO					D					
384	Jolly Roger Waste Water Plant	PF, FO				D						
385	Sacred Cove Waste Water Plant	PF, FO				D						
386	Lee Bay Waste Water Plant	PF, FO	D									
387	Squares Bay Waste Water Plant	PF, FO		D								
388	Langdale Waste Water Plant	PF, FO						D				
389	Canoe Rd Waste Water Plant	PF, FO	D									
390	Merrill Crescent Waste Water Plant	PF, FO	D									
391	Curran Rd Waste Water Plant	PF, FO		D								
392	Roberts Creek Waste Water Plant	PF, FO				D						
393	Lily Lake Village Waste Water Plant	PF, FO	D									
394	Painted Boat Waste Water Plant	PF, FO	D									
395	Sakinaw Ridge Waste Water Plant	PF, FO	D									

The Rural Director's Rosetta Stone

(page 87)

210 Gibsons & District Fire Protection

About: Provides Fire Protection and Public Safety services in the Town of Gibsons and to portions of Electoral Areas E and F. A Main North Road in Gibsons is supplemented by a second hall located beside Cedar Grove School. Volunteers are an important service.

Source of Funding: Taxation

Taxation Impact

Authority for Taxation: SCRD Bylaw 1027.7 - Gibsons & District Fire Protection

Basis of Apportionment: Land & Improvements

Limit on Taxation: The greater of \$0.570/\$1000 or \$1090000

Requisitions	2019	2020	2021	2022	2023	Change from Prior Year		Participation Ratios
						\$	%	
Electoral Areas								
Area A - Egmont/Pender Harbour								
Area B - Halfmoon Bay								
Area D - Roberts Creek								
Area E - Elphinstone	297,099	321,227	400,339	446,526	451,654	5,128	1.15%	30.07%
Area F - West Howe Sound	201,836	215,390	279,211	312,934	314,164	1,230	0.39%	20.92%
Member Municipalities								
District of Sechelt								
Town of Gibsons	500,339	539,867	654,814	713,779	736,257	22,478	3.15%	49.02%
shíshálh Nation Government District								
Net Taxes Levied	999,275	1,076,484	1,334,364	1,473,239	1,502,075	28,836	1.96%	100.00%
Limit by law	2,005,149	1,970,558	2,078,229	2,701,357	3,034,204			

Gibsons & District Fire Protection**210****Actuals****Amended
Budget****Adopted Budget****2022****2022****2023****Revenues**

Tax Requisitions	1,473,240	1,473,239	1,502,075
Government Transfers	-	50,000	30,000
Investment Income	10,195	-	-
Other Revenue	250	-	-
Total Revenues	1,483,685	1,523,239	1,532,075

Expenses

Administration	128,088	128,090	139,336
Wages and Benefits	564,320	594,522	676,891
Operating	432,308	414,134	423,061
Debt Charges - Interest	8,552	4,934	20,276
Amortization of Tangible Capital Assets	196,582	153,274	153,274
Total Expenses	1,329,850	1,294,954	1,412,838

Other

Other - Undefined	(27,137)	-	-
Capital Expenditures (Excluding Wages)	56,769	1,171,148	979,983
Proceeds from Long Term Debt	(398,456)	(585,000)	(585,000)
Debt Principal Repayment	126,272	156,789	83,589
Transfer to/(from) Reserves	139,995	(361,378)	(178,924)
Transfer to/(from) Appropriated Surplus	27,387	-	-
Transfer to/(from) Other Funds	398,456	-	(27,137)
Unfunded Amortization	(196,582)	(153,274)	(153,274)
Total Other	126,704	228,285	119,237

Gibsons & District Fire Protection (Surplus)/Deficit:**(27,131)****-****-**

Capital Project Summary

Gibsons & District Fire Protection

210

Actuals

Amended
Budget

Adopted Budget

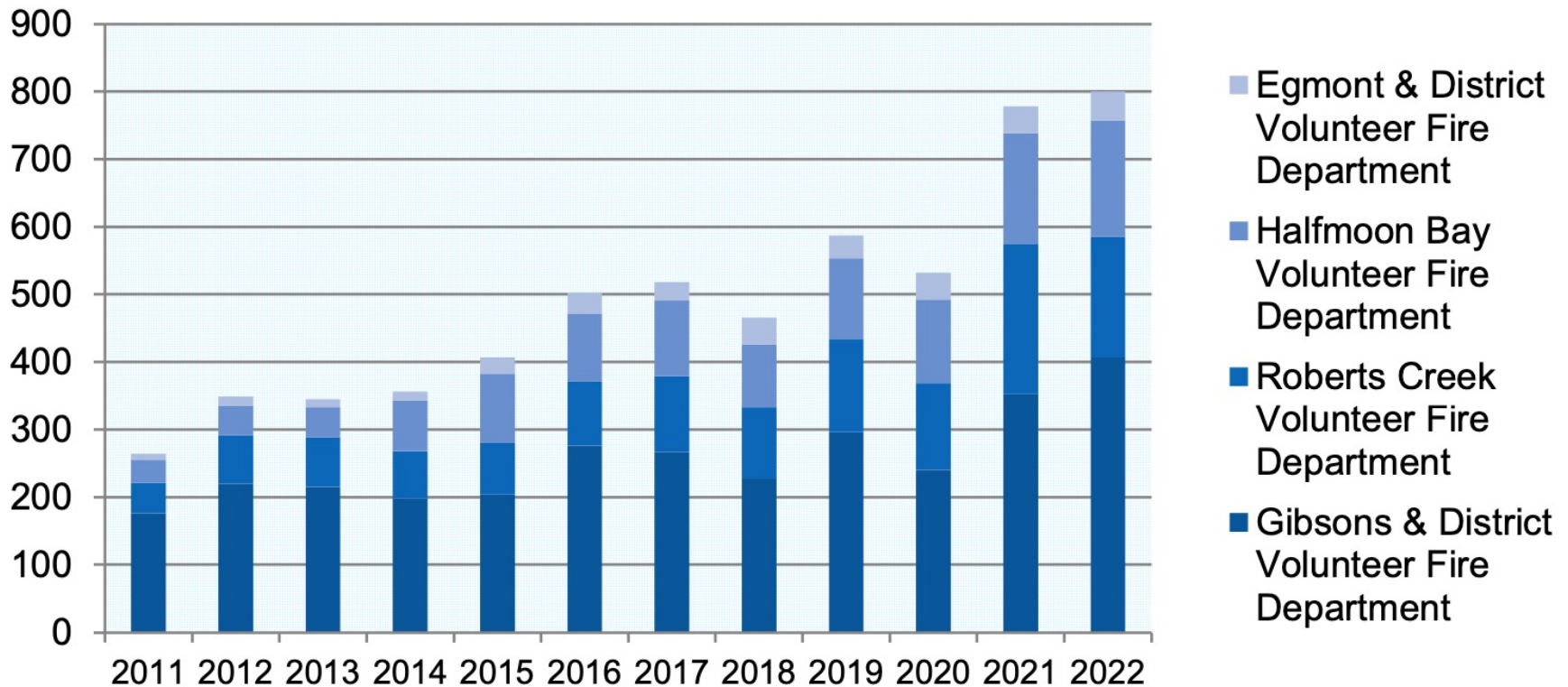
2022

2022

2023

CP1124	Fire Department Records Management Software	-	2,496	-
CP1251	GVFD-Emergency Generator	-	150,000	150,000
CP1252	GVFD- Hazourous Material Response Trailer	28,861	24,996	-
CP1253	GVFD- Rescue Truck Upgrade	-	99,996	-
CP1331	Fire Truck Replacement	-	585,000	585,000
CP1332	Capital Renewal (GDVFD)	27,908	258,648	244,980
Capital Projects Total:		56,769	1,121,136	979,980

SCRD Fire Department Incident Responses



Source: SCRD Protective Services Division

332 Fircrest Street Lighting

About: Provides street lights in a specific area paid for by property owners within the area.

Source of Funding: Taxation

Taxation Impact

Authority for Taxation: SCRD Bylaw 283 - Fircrest Street Lighting

Basis of Apportionment: Land & Improvements

Limit on Taxation: {No Limit, Express or Implied}

Requisitions	2019	2020	2021	2022	2023	Change from Prior Year	Participation Ratios
Electoral Areas						\$	%
Area A - Egmont/Pender Harbour							
Area B - Halfmoon Bay							
Area D - Roberts Creek							
Area E - Elphinstone	494	499	549	1,090	583	(507)	(46.51%) 100.00%
Area F - West Howe Sound							
Member Municipalities							
District of Sechelt							
Town of Gibsons							
shísháhl Nation Government District							
Net Taxes Levied	494	499	549	1,090	583	(507)	(46.51%) 100.00%

Limit by law

Soaring Assessments & Property Tax

Seniors who are mortgage free have a large fixed asset and options, including:

- Tax Deferment
- Pay by Installments
- Lines of Credit
- Reverse Mortgages

